

India Equity Fund B (USD)

Fund fact sheet as of 31 May 2022

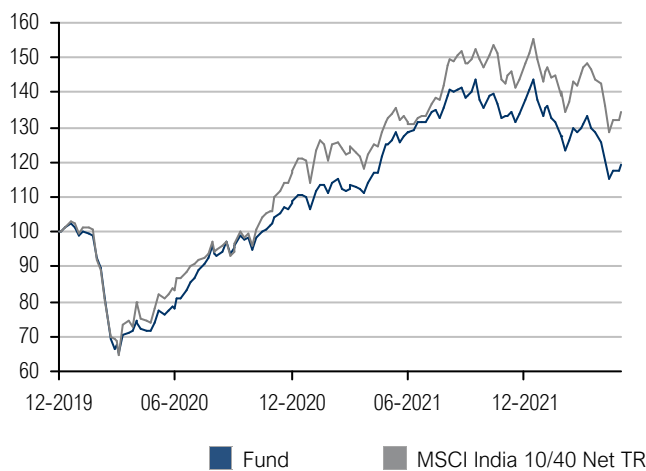
Quick facts

Fund category	India Equity
Reco. placement period	10 years
Last NAV (USD)	129.29
NAV frequency	Weekly
ISIN	LU1432738653
Distributed in	LU, CH
Risk and reward profile	<div style="display: flex; align-items: center;"> <div style="border: 1px solid black; width: 15px; height: 15px; margin-right: 2px;"></div> <div style="border: 1px solid black; width: 15px; height: 15px; margin-right: 2px;"></div> <div style="border: 1px solid black; width: 15px; height: 15px; margin-right: 2px;"></div> <div style="border: 1px solid black; width: 15px; height: 15px; margin-right: 2px;"></div> <div style="border: 1px solid black; width: 15px; height: 15px; margin-right: 2px;"></div> <div style="border: 1px solid black; width: 15px; height: 15px; margin-right: 2px;"></div> <div style="border: 1px solid black; width: 15px; height: 15px;"></div> </div> <div style="margin-left: 5px; font-size: 8px;"> Lower Risk Higher Risk </div>

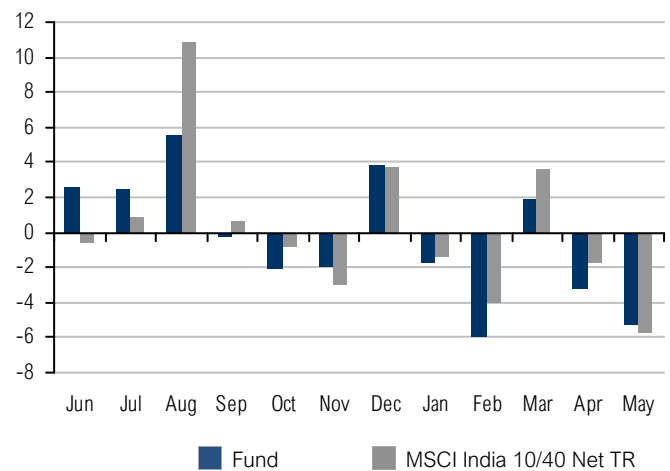
Investment objective

The India Equity Fund invests in securities of issuers which have their registered office in, are listed in, or carry out the majority of their economic activities in India. Its objective is to achieve long-term growth by outperforming the MSCI India 10/40 Net Total Return. The fund is structured within a core-satellite model enabling stable returns, yet seeking attractive market opportunities. The core compartment is composed of high-quality companies with stable returns and resilient earnings growth, while the satellite compartment is more opportunistic and contain companies that are expected to benefit from specific cycles and particular investment themes.

Cumulative performance



Monthly performances over 1 year (%)



On the 17th of November 2019, the fund changed its strategy from a fund a funds to a fund that invests directly in listed securities in India. The new strategy was fully implemented on the 31st December 2019.

Past performance (%) - Net returns

	Cumulative				Annualised		Yearly	
	Month-to-date	Year-to-date	2 years	Origin	2 years	Origin	2020	2021
<i>Fund</i>	-5.23%	-13.67%	60.75%	19.26%	26.79%	7.56%	8.46%	27.37%
<i>Benchmark</i>	-5.77%	-9.17%	72.46%	34.54%	31.32%	13.06%	16.96%	26.64%

Fund information

Legal form	SICAV SIF
Fund domicile	Luxembourg
Fund launch date	17/06/2016
Total AUM (USD)	9 539 603.47
Fiscal year end	December 31st
Fund currency	USD
Benchmark	MSCI India 10/40 Net TR
Valuation day	Every Friday (T)
Subscription notice	T-3 business days
Redemption notice	T-5 business days
Management company	Lemanik AM
Investment manager	Probus Middle East Ltd
Investment advisor	OysterRock
Custodian bank	Quintet Private Bank (Europe)
Auditor	MAZARS Luxembourg

Investment team

Probus Middle East Limited operates as the investment manager and ensures the smooth flow of operation of the fund. OysterRock, on its side, functions as the investment advisor. The selection of securities is performed using Probus' screening methodology complemented with OysterRock's deep Indian equity knowledge. Investment committees are regularly scheduled with members of both teams deciding on the allocation. This collaboration method allows for an optimal utilization of resources and expertise.

NAV analysis

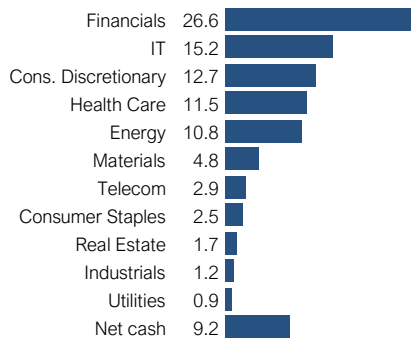
Rolling returns	From	Fund	Bench.	Value	Date
Month-to-date	30/04/22	-5.23	-5.77	52-week NAV high	156.04
3 months	28/02/22	-6.57	-4.07	52-week NAV low	125.12
6 months	30/11/21	-10.34	-5.78		
1 year	31/05/21	-4.70	1.43		
Origin	31/12/19	19.26	34.54		

PROBUS OPPORTUNITIES SA, SICAV-FIS

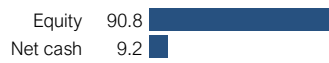
India Equity Fund B (USD)

May 2022

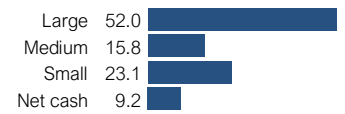
Sectorial allocation (%)



Asset class breakdown (%)



Market cap breakdown (%)



Top 10 holdings (%)

Reliance Industries	9.0	Axis Bank	4.6
ICICI Bank	6.1	Sonata Software	4.0
KPR Mill	5.9	Housing Development F	3.0
Infosys	5.7	HCL Technologies	2.9
Laurus Labs	4.7	HDFC Bank	2.7
Top 5 positions	31.4	Top 10 positions (%)	48.6

Available share classes

Class Name	ISIN	BLMG ticker	Curr.	Type	Launch date	Min. invest.	Mgt. fees	Perf. fees	TER	Front / back load
A USD	LU1432738570	PROBGIA LX	USD	A	17/06/2016	USD 2 000 000	1.00%	None	2.65%*	Up to 5%/0%
B USD	LU1432738653	PROBGIB LX	USD	A	17/06/2016	USD 10 000	1.50%	None	3.06%*	Up to 5%/0%

The above TERs (Total Expense Ratios) are estimated and computed as the annualized expenses from January 1st to November 15th 2019 divided by the average total asset under management.

Contact Probus Group

Dubai

Probus Middle East Limited

DIFC - Emirates Financial Towers
South Tower - Office 1101
P.O. Box 9519 - Dubai - UAE
+971 4 305 8000

Geneva

Probus Funds S.A.

Rue François-Bonivard 12
Case Postale 1988
CH-1211 Genève 1
+41 22 906 86 00

Disclaimer

General: This document is provided for information purposes only and does not constitute or form part of an offer for shares. The value of an investment in the Fund can fall as well as rise. An investment in the Fund is subject to a high degree of risk including the possible loss of capital. There is no assurance that the Fund will meet its investment objective. This document does not take into account individual objectives, taxation position or financial needs and should not be relied upon as the sole factor in an investment making decision. For complete information on the fund, please refer to the Prospectus as well as the Annual and Semi-Annual Reports. Although reasonable care has been taken to ensure that the information is accurate, correct and complete no responsibility can be accepted for any errors, mistakes or omissions or for any action taken in reliance thereon. The latest available prospectus should be consulted before considering any investment in the fund.

Switzerland: The Fund is domiciled in Luxembourg and is compliant with Swiss law for distribution to qualified investors in Switzerland. The latest prospectus, the Articles of incorporation and further information can be obtained free of charge from the representative in Switzerland: ACOLIN Fund Services AG, Leutschenbachstrasse 50, CH-8050 Zurich. The Swiss paying agent is: Neue Privat Bank, Limmatquai 1/am Bellevue, P.O. Box, CH-8024 Zurich. In respect of the units distributed in Switzerland, the competent Courts shall be at the registered office of the Representative in Switzerland. Each time performance data is published, it should be noted that the past performance is no indication of current or future performance.

DIFC: The use of any information contained in this document shall be at the sole discretion and risk of the user, being directed at Professional Clients as defined under the rules and regulation of the Dubai Financial Services Authority (DFSA). Probus Middle East Limited is regulated by the DFSA.

Source: Probus Group & MorningStar for performance figures.

DATA PRIVACY POLICY IMPORTANT NOTICE

PROBUS recognizes the importance of keeping the personal data of its customers and other counter-parties confidential and protecting their privacy rights. As a consequence, PROBUS has adopted a global privacy policy consistent with applicable standards. Our Data Privacy Notice can be found using the following url: <https://www.probus-group.com/data-privacy-notice>.