

# KALTCHUGA FUND

## Russia Equities A (USD)

Fund fact sheet as of 31 January 2022

### Quick facts

Fund category	Russian Equities
Reco. placement period	10 years
Last NAV (USD)	10 749.25
NAV frequency	Daily
ISIN	LU0290813871
Distributed in	LU, CH, FR
Risk and reward profile	<div style="display: flex; align-items: center;"> <div style="border: 1px solid black; padding: 2px; margin: 0 2px;">1</div> <div style="border: 1px solid black; padding: 2px; margin: 0 2px;">2</div> <div style="border: 1px solid black; padding: 2px; margin: 0 2px;">3</div> <div style="border: 1px solid black; padding: 2px; margin: 0 2px;">4</div> <div style="border: 1px solid black; padding: 2px; margin: 0 2px;">5</div> <div style="border: 1px solid black; padding: 2px; margin: 0 2px;">6</div> <div style="border: 1px solid black; padding: 2px; margin: 0 2px;">7</div> </div> <div style="display: flex; justify-content: space-between; margin-top: 2px;"> <span>Lower Risk</span> <span>Higher Risk</span> </div>

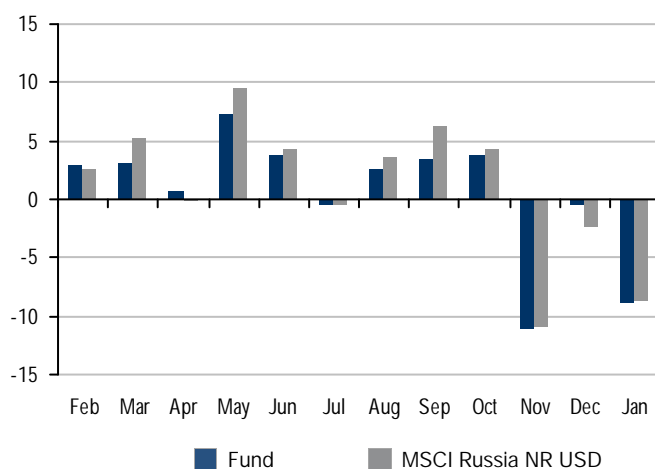
### Investment objective

The Fund's objective is to outperform the MSCI Russia and achieve medium to long-term capital appreciation from long-only investments in liquid Russian equities, mainly Blue Chips. The Fund's strategy combines top down analysis together with a bottom-up stock-picking approach and doesn't use leverage or derivatives.

### Cumulative performance



### Monthly performances over 1 year (%)



### Past performance (%) - Net returns

	Cumulative						Annualised		
	Month-to-date	Year-to-date	1 year	3 years	5 years	10 years	3 years	5 years	10 years
Fund	-8.88%	-8.88%	4.94%	26.52%	36.71%	33.69%	8.15%	6.45%	2.95%
Index*	-8.72%	-8.72%	11.67%	26.37%	50.75%	30.01%	8.11%	8.56%	2.66%

\*MSCI Russia NR USD / Origin: 01/04/2007

### Fund information

Legal form	SICAV UCITS
Fund domicile	Luxembourg
Fund launch date	31/03/2007
Total AUM (USD)	24 208 493.26
Fiscal year end	December 31st
Fund currency	USD
Cut-off time	See prospectus
Management company	Lemanik AM
Investment manager	Probus Middle East Ltd
Custodian bank	Quintet Private Bank
Auditor	E&Y Luxembourg
FATCA status	Reporting FI
Solvency II	TPT file contributor
German tax	Transparent

### Investment team

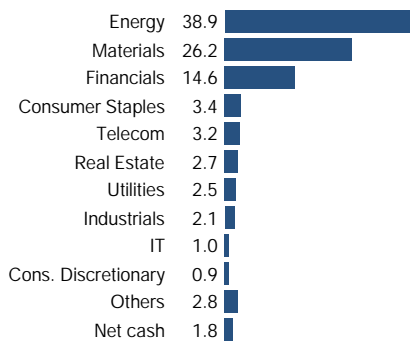
Jean-Louis Tauvy has been managing the Kaltchuga Funds since 1994. After being responsible for the realization of large industrial projects in Singapore, France and the USSR he became a pioneer of the Russian stock market with unique knowledge of the Russian and other FSU markets. He has a MS of Engineering from ENS des Arts et Metiers.

Alexandre Starinsky is Head of Research. MSc in Physics from Univ. Paris VI. MA in Economics & Finance and postgraduate in Post Soviet Studies from Sciences Po Paris. He has worked in Russia and Ukraine since 1993. He joined the Group in 2006.

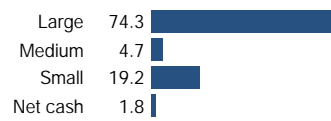
### NAV analysis

3 years figures (ann.)	Fund	Index	Value	Date
Annual volatility	24.90	28.14	52-week NAV high	13 922.72
Beta	0.87		52-week NAV low	9 741.00
Tracking error	5.78		Max drawdown (%)	-47.87
Sharpe	0.41	0.39		21/01/20-18/03/20
Information ratio	0.01			

### Sectorial allocation (%)



### Market cap breakdown (%)



### Asset class breakdown (%)



### Top 10 holdings (%)

Gazprom	9.9	Novatek	4.8
Lukoil	9.7	Tatneft	4.0
Sberbank	7.8	Surgutneftegas	3.8
MMC Norilsk Nickel	7.7	Alrosa	3.6
Rosneft	4.9	PhosAgro	3.5
Top 5 positions	40.0	Top 10 positions (%)	59.6

### Available share classes

Class Name	ISIN	BLMG ticker	Curr.	Type	Launch date	Min. invest.	Mgt. fees	Perf. fees	OGC	Front / back load
A USD	LU0290813871	KALRUSA LX	USD	A	30/03/2007	None	2.00%	None	3.54%	Closed for subs/up to 1%
B EUR	LU0290814093	KALRUSB LX	EUR	A	16/07/2007	None	2.00%	None	3.54%	Closed for subs/up to 1%
C USD	LU0462676486	KALRUSC LX	USD	A	04/12/2009	None	1.70%	None	3.21%	Up to 2%/up to 1%
D EUR	LU0462681726	KALRUSD LX	EUR	A	04/12/2009	None	1.70%	None	3.24%	Up to 2%/up to 1%

### Contact Probus Group

#### Moscow

Probus Invest LLC  
Ulitsa Bolshaya Yakimanka 1  
119180 Moscow  
Russian Federation  
+7 495 411 79 13

#### Dubai

Probus Middle East Limited  
DIFC - Emirates Financial Towers  
South Tower - Office 1101  
P.O. Box 9519 - Dubai - UAE  
+971 4 305 8000

#### Geneva

Probus Funds S.A.  
Rue François-Bonivard 12  
Case Postale 1988  
CH-1211 Genève 1  
+41 22 906 86 00

### Commentary

With tighter monetary policy looming ahead, developed markets had a rocky start to the year (S&P 500 -5.5%). Some emerging markets outperformed with a strong start to the year for commodities as well as signs that China will fire up its economy in 2022 following last year's reset. Unfortunately, the geopolitical context did not allow Russian stocks (MSCI Russia -9.3%) to align with their best performing emerging peers (MSCI EM -1.2%). The RTS (-10.1%) briefly dropped under 1300 to its lowest level since November 2020 (a -33% drawdown from last October's high), before rebounding firmly in the last week of the month, as senior Russian officials seemed to be favoring a diplomatic path to diffuse tensions with Ukraine, the US and NATO. Meanwhile, crude prices soared (Brent +17% @ 91+) as tight global supplies added to geopolitical tensions. Not enough to prevent the rouble from sliding by 3% vs the USD, though. The Fund (C USD) ended January down 8.9% (vs MSCI Russia NR -8.7%).

Despite the strong oil and gas prices (Brent +17%, TTF gas +22%), oil & gas stocks sold off – Rosneft (ex-dividend), Surgut and Novatek -8%, Gazprom -7%, Tatneft (ex-dividend) -5%. Lukoil (flat) bucked that trend though, bolstered by the extension of its share buyback scheme and proposal of the Finance Ministry to reduce the tax on production of highly-viscous oil in the Komi Republic. With the Brent hovering now above \$90 and RUB/USD at 76, Russian oil & gas blue chips now provide for an average spot dividend yield in excess of 20% on their 2022E earnings.

The picture with metal & mining stocks is very much similar. Base metals enjoy strong support from low inventory levels, tight market balances and expectations of some stimulus from China to drive demand. Despite Nickel (+9%), Aluminium (+8%) and Palladium (+24%) leading the gains, and very resilient Copper prices (-2%), Norilsk lost 8%, and Rusal 3%. We continue to top up our position in the latter and thus increase our leverage to the aluminium market. Rusal enjoys cheap hydroelectricity costs (cash cost around \$1600 /ton). It will increase its production by 20% thanks to the launch of its new Taishet plant. Healthy cash generation allows for faster deleveraging and resumption of dividend payments. When taking into consideration Rusal's 26% stake in Norilsk Nickel, its valuation compares favorably to its major global peers. It trades on 2022E P/E of 5.1x and EV/EBITDA of 2.1x vs Alcoa 10.6x and 3.7x.

Despite the strong steel prices (Black Sea HRC FOB +8% to \$825 per ton), steel mills depreciated too – NLMK -5%, Severstal -7%. MMK (ex-dividend, (-15%)) will pay a dividend of \$0.469144 per GDR on 3Q21 earnings (3.6% quarterly dividend yield).

Despite gold prices being remarkably resilient (Au -2%) against a backdrop of rising interest rates, gold miner stocks underperformed. Polyus (-11%) unexpectedly announced a share buyback of up to 200 mln\$ (c1% of market cap) and not to exceed 1.4% of the company's share capital. The buyback can take place over the next 6 months. It is a very welcome complement to the current policy of 30% EBITDA dividend payout. Polymetal (-19%) is now trading on a 2022E 9% FCF and dividend yield.

Consumer stocks underperformed such as retailer X5 (-14%), Internet holding Yandex (-22%) and banks – Sberbank -13%, VTB and Tinkoff -14%. Sberbank published December and FY21 RAS results. FY21 earnings rose 74% yoy to 1,237 blnR, with 24.8% ROE. Loan growth remained strong in 2021, especially in retail, which increased by 26% yoy. Mortgages were very robust at 29% yoy, while consumer loans grew 25% yoy. Corporate loans grew 10.5% yoy. The share of NPLs in the total loan portfolio was stable at 2.3%. Retail deposits were up 9.1% FX-adjusted yoy, corporate deposits +15.2% FX-adj yoy. Opex was up 9% yoy and C/I ratio was stable at c30%. Sberbank trades on 4.8x 2022E P/E, 1.1x current P/BV and 12% dividend yield.

The Bank of Russia cut purchases of hard currency in a bid to ease pressure on the rouble which retreated on geopolitical tensions. Previously to this decision, it was purchasing foreign currency and gold at a record pace of 36.6 blnR (c500 mln\$) per day to top up reserves and sterilize excess revenues from oil exports in the federal budget. Overall, in 2021, the Central Bank topped up its reserves by 35 bln\$ to a historical record of 631 bln\$. We now see the Russian economy revert to its pre-coronavirus stability-over-growth model, meaning sluggish growth (around 2% vs 4.5% in 2021), weak investment and continued pressure on households. The government is targeting a budget surplus in 2022 of around 1% of GDP (2021 budget surplus was almost 0.5% of GDP). Inflation remains a major issue though. It reached a 6-yr maximum of 8.4% at the end of 2021, which will likely prompt the Central Bank to keep raising its benchmark rate in February (from 8.50% currently) given its challenging commitment to curbing inflation to 4.0-4.5% by the end of 2022.

While geopolitical noise surrounding Ukraine continues to rumble in the background, both Russia and its western opponents seem willing to keep diplomacy as their favored way of dealing though. As tensions ease, and on the background of strong oil and other commodities prices, we see buyers starting to come back, attracted by Russia's cheap valuations and strong dividend payments. Russia's 2022E P/E is now under 5.0x (a 60% discount to EM peers) with the average dividend yield above 12%.

We assume oil prices will remain well supported in this first quarter of 2022, as OPEC+ shall likely remain in control of the

supply-demand balance. Indeed, even as the global oil market faces supply tightness and as higher prices increase economic incentives to support production, US drillers continue to add oil rigs only at a cautious pace. We are similarly bullish on prices of the LME metal complex, thanks to the re-orientation of China's Politburo in favor of growth this year. Therefore, there will be a lot of catching up to do for Russian stocks after the geopolitical risks are removed.

### Disclaimer

General: This document is provided for information purposes only and does not constitute or form part of an offer for shares. The offering of the shares and the distribution of Fund's prospectus may be restricted outside of the Grand-Duchy of Luxembourg and is not available to residents and/or nationals of the USA. The value of an investment in the Fund can fall as well as rise. An investment in the Fund is subject to a high degree of risk including the possible loss of capital. There is no assurance that the Fund will meet its investment objective. This document does not take into account individual objectives, taxation position or financial needs and should not be relied upon as the sole factor in an investment making decision. For complete information on the fund, please refer to the Prospectus as well as the Annual and Semi-Annual Reports. Although reasonable care has been taken to ensure that the information is accurate, correct and complete no responsibility can be accepted for any errors, mistakes or omissions or for any action taken in reliance thereon. The latest available prospectus should be consulted before considering any investment in the fund.

Switzerland: The prospectus and the Key Investor Information Documents for Switzerland, the articles of incorporation, the annual and semi-annual report in French, the list of the purchases and sales and further information can be obtained free of charge from the representative in Switzerland: Carnegie Fund Services S.A., 11, rue du Général-Dufour, CH-1204 Geneva, Switzerland, web: [www.carnegie-fund-services.ch](http://www.carnegie-fund-services.ch). The Swiss paying agent is: Banque Cantonale de Genève, 17, quai de l'Île, CH-1204 Geneva. The last share prices can be found on [www.fundinfo.com](http://www.fundinfo.com). For the shares of the Fund distributed to non-qualified investors in and from Switzerland and for the shares of the Fund distributed to qualified investors in Switzerland, the place of jurisdiction is Geneva. Each time performance data is published, it should be noted that the past performance is no indication of current or future performance, and that it does not take account of the commissions and costs incurred on the issue and redemption of shares. Please read the Prospectus before considering an investment in Kaltchuga Fund.

France: The centralising correspondent is Société Générale, 29 Boulevard Haussman - 75009 Paris. The official prospectus as well as the Key Investor Information Documents for France and the annual and semi-annual reports in French are available free of charge from Société Générale, 29 Boulevard Haussman - 75009 Paris, web: [www.securities-services.societegenerale.com/fr](http://www.securities-services.societegenerale.com/fr).

DIFC: The use of any information contained in this document shall be at the sole discretion and risk of the user, being directed at Professional Clients as defined under the rules and regulation of the Dubai Financial Services Authority (DFSA). Probus Middle East Limited is regulated by the DFSA.

Source: Probus Group & MorningStar for performance figures.

#### DATA PRIVACY POLICY IMPORTANT NOTICE

PROBUS recognizes the importance of keeping the personal data of its customers and other counter-parties confidential and protecting their privacy rights. As a consequence, PROBUS has adopted a global privacy policy consistent with applicable standards. Our Data Privacy Notice can be found using the following url: <https://www.probus-group.com/data-privacy-notice>.